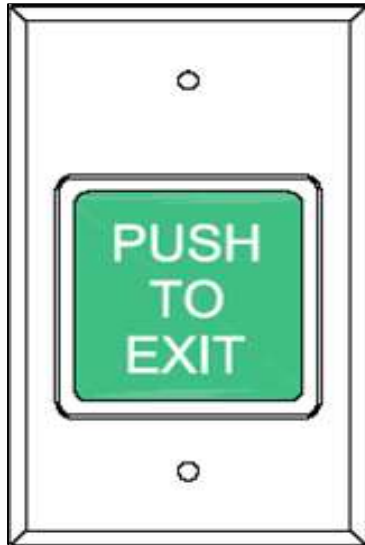




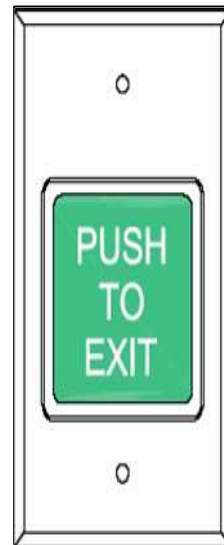
INSTALLATION INSTRUCTIONS

414 & 424 PUSH SWITCH

424U

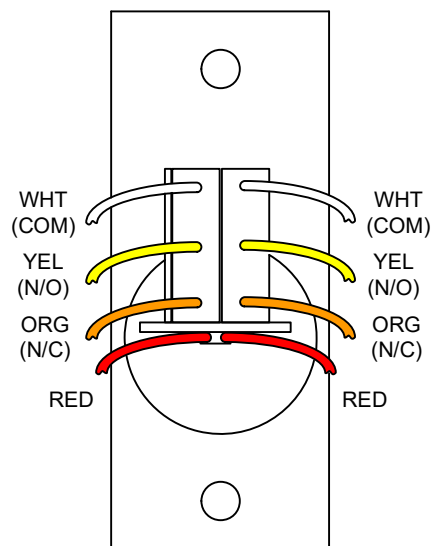
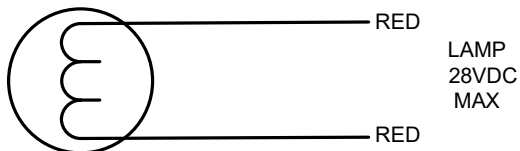


414NU



Electrical Specifications

Contact Type: DPDT (Form C)
Contact Ratings: 30VDC @ 5 AMPS
(Resistive)



Any suggestions or comments to this instruction or product are welcome. Please contact us through our website or email engineer@sdsecurity.com